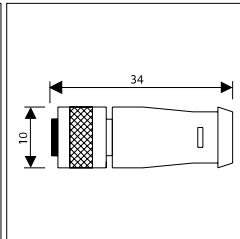


FEMMINA AX / FEMALE AX



FEMMINA RD / FEMALE RD

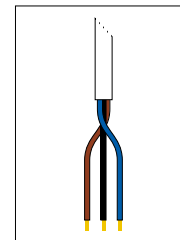
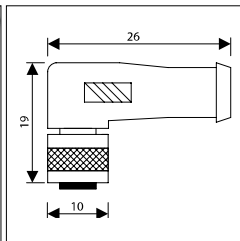


TABELLA COLORI  
COLOURS TABLE

1	BN
3	BU
4	BK

CONFIGURAZIONI AGGIUNTIVE / MORE CONFIGURATIONS

Ghiera Inox AISI 304 / Inox AISI 304 Ring Nut	min. 50 pcs	X
Connettore schermato / Shielded Connector		H

MATERIALI

Portacontatto in ABS UL94 V0 autoestinguente. Contatto stampato in bronzo fosforoso e doratura gold flash (femmina). Ghiera di tenuta meccanica in Ottone Nichelato. Corpo connettore in poliammide nero. O-ring di tenuta in NBR (femmina).

MATERIALS

Contact plug holder: self-extinguishing ABS UL94 V0. Contact: phosphorouse bronze with gold flash (female). Metal ring nut: nickel-plated brass. Body connector: black polyamide. O-ring: NBR (female).

**COMPOSIZIONE CODICE / CODE COMPOSITION**

Tipologia cavo (vedi cod. in tabella) / Cable type (code like table)

AX = Diritto / Straight  
RD = 90°

AS-M8F\*\*03050\*\*/\*

lunghezza cavo / cable length  
001 = 10 cm  
010 = 1 m  
100 = 10 m

**CONFIGURAZIONI AGGIUNTIVE / MORE CONFIGURATIONS**

G = grafoplast  
H = connettore schermato / shielded connector  
X = ghiera inox / inox ring nut  
HX = connettore schermato e ghiera inox / shielded connector and inox ring nut

SPECIFICHE TECNICHE

TECHNICAL SPECIFICATIONS

Normativa di riferimento	Reference standards	IEC 61076-2-104
Corrente Nominale	Nominal Currents	3 A
Tensione Nominale	Nominal Voltage	60 V AC-DC
Grado di protezione	Protection Class	IP67
Resistività di massa	Resistance	≤ 5mΩ
Temperatura di esercizio (connettore)	Working Temperature	-20/+80°C Fix Install

3 CONDUTTORI / 3 WIRE

COD.	"C"	"CN"	"R"	"RN"	"CS"	"RS"
SPECIFICHE CAVO / CABLE SPECIFICATIONS	CAVO PVC UL/CSA / UL/CSA PVC CABLE	CAVO PVC UL/CSA / UL/CSA PVC CABLE	CAVO PUR UL/CSA / UL/CSA PUR CABLE	CAVO PUR UL/CSA / UL/CSA PUR CABLE	CAVO PVC SCHERMATO / PVC SHIELDED CABLE	CAVO PUR SCHERMATO / PUR SHIELDED CABLE
Sezioni / Sections	3 x 22AWG (3 x 0.35) 80° - 300 V	3 x 22AWG (3 x 0.35) 80° - 300 V	3 x 22AWG (3 x 0.35) 80° - 300 V	3 x 22AWG (3 x 0.35) 80° - 300 V	3 x 22AWG (3 x 0.35) ST 80° - 300 V	3 x 22AWG (3 x 0.35) ST 80° - 300 V
Diametri / Diameter	4.7 +/- 0.2	4.5 +/- 0.2	4.5 +/- 0.2	4.5 +/- 0.2	4.8 +/- 0.2	4.8 +/- 0.2
Conduttori / Conductor	PVC classe 6 FLEX 32 x 0.10	PVC classe 6 FLEX 19 x 0.15	PVC classe 6 FLEX 19 x 0.15	PVC classe 6 FLEX 19 x 0.15	PVC classe 6 FLEX 19 x 0.15	PVC classe 6 FLEX 19 x 0.15
Guaina Esterna / Outer Jacket	PVC UL/CSA Oil Resistant UL 1581 STYLE 2464 Grey Ral 7035 Flam Test FT1	PVC UL/CSA Oil Resistant ISO 6722 STYLE 2464 Black RAL 9005 Flam Test FT1	PUR compound Oil Resistant ISO 6722 STYLE 21441 Grey Ral 7035 Flam Test FT2	PUR compound Oil Resistant ISO 6722 STYLE 21441 Black Flam Test FT2	PVC UL/CSA Oil resistant ISO 6722 STYLE 2464 Grey Ral 7035 Flam Test FT1	PUR Compound Oil resistant ISO 6722 STYLE 21441 Grey Ral 7035 Flam Test FT2
Normative di riferimento / Reference standards						
Temperatura di esercizio / Working temperature	-15 / +80°C Static App. +5 / +80°C Dynamic App.	-5 / +80°C Static App. +5 / +80°C Dynamic App.	-30 / +80°C Static App. -5 / +80°C Dynamic App.	-30 / +80°C Static App. -5 / +80°C Dynamic App.	-5 / +80°C Static App.	-30 / +80°C Static App. -5 / +80°C Dynamic App.
Raggio di curvatura / Bending radius	10 x Ø esterno	10 x Ø esterno	10 x Ø esterno	10 x Ø esterno	10 x Ø esterno	10 x Ø esterno
Schermatura / Shield	---	---	---	---	A treccia - Copertura ≥ 80% Braided coverage ≥ 80%	A treccia - Copertura ≥ 80% Braided coverage ≥ 80%
Velocità di trafilatura / Trafilation's speed	90 mt / min	90 mt / min	120 mt / min	120 mt / min	---	---
Accelerazione / Acceleration	4 mt / secq	4 mt / secq	5 mt / secq	5 mt / secq	---	5 mt / secq